
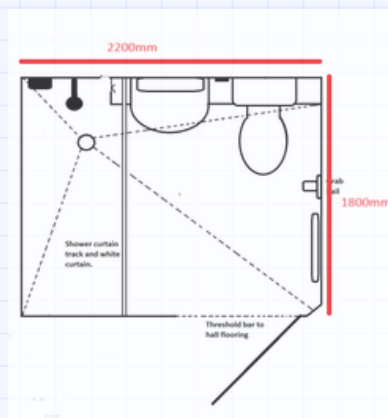


Bathroom Upgrades Works- Timeline

This timeline will show you the stages you should expect when getting bathroom upgrades in your home. More detailed information can be found in our 'Tenant Guide - Bathroom Upgrade works' leaflet. If you have any questions you can contact Key Maintenance on 0141 342 1820.




1) Old Bathroom

2) Design and Plan

3) Prepare & Remove belongings

4) Strip out old bathroom

5) Electrical & Plumbing works- wiring and pipework



6) Make good of flooring & walls

7) Installation of toilet & bathing facilities

8) Installation of wet wall & flooring

9) Decorating touches & approval

10) New bathroom